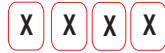


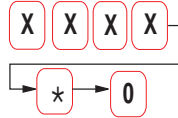
Rascal Super User Guide

To Full Set



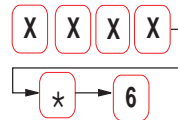
Enter your 4-digit PIN code. Exit time will start. Leave premises by designated exit route. System will set automatically on completion of exit time.

To Part Set



Enter your 4-digit code. Press * followed by 0. Exit time will start. Isolated zone LED's will flash. System will Part Set automatically on completion of Part Set exit time.

To Home Set



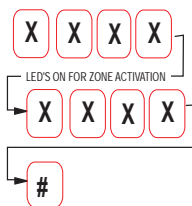
Enter your 4-digit PIN code. Press * followed by 6. Exit time will start. Isolated zone LED's will flash. System will Home Set automatically on completion of Part Set exit time.

To Unset
(No Alarm)



Enter your 4-digit PIN code to Unset system and revert to 'Day' mode.

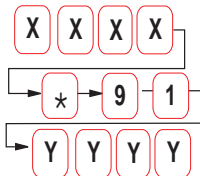
To Reset
(After an Alarm)



Sounders/Strobe operating. Enter your 4-digit PIN code.

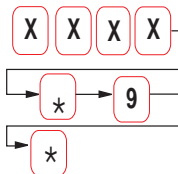
Sounders/Strobe silenced. LED's on for zone activation. Re-enter 4-digit PIN code followed by # to reset the system.

Change User PIN
code



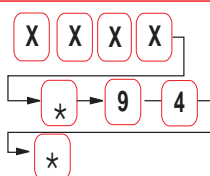
Enter your 4-digit PIN code. Press * then 9, then 1. Enter your NEW 4-digit PIN code.

Bell Test



Enter your 4-digit PIN code. Press * then 9. System runs Auto Test. Press * on completion to exit Bell Test.

Walk Test



Enter your 4-digit PIN code. Press *, then 9, then 4 to Walk Test detectors. Press * on completion to exit walk test.